



# JĘZYK ANGIELSKI

## Szkoła podstawowa

### Scenariusz lekcji 2

Joanna Stefańska

## **Materiał 1: wybrane fragmenty książki *We're Going on a Bear Hunt***

We're going on a bear hunt.  
We're going to catch a big one.  
What a beautiful day!  
We're not scared.

Uh-uh!  
Grass!  
Long wavy grass.  
We can't go over it.  
We can't go under it.  
Oh no!  
We've got to go through it!  
Swishy swashy! Swishy swashy! Swishy swashy!  
We're going on a bear hunt.  
We're going catch a big one.  
What a beautiful day!  
We're not scared.

Uh-uh!  
A river!  
A deep cold river.  
We can't go over it.  
We can't go under it.  
Oh no!  
We've got to go through it!  
Splash splosh! Splash splosh! Splash splosh!  
We're going on a bear hunt.  
We're going catch a big one.  
What a beautiful day!  
We're not scared.

Uh -uh!  
Mud!  
Thick oozy mud.  
We can't go over it,  
We can't go under it.  
Oh no!

We've got to go through it!  
Squelch squerch! Squelch squerch! Squelch squerch!  
We're going on a bear hunt.  
We're going to catch a big one.  
What a beautiful day!  
We're not scared.



Uh-uh!  
A forest!  
A big dark forest.  
We can't go over it.  
We can't go under it.  
Oh no!  
We've got to go through it!  
Stumble trip! Stumble trip! Stumble trip!  
We're going on a bear hunt.  
We're going to catch a big one.  
What a beautiful day!  
We're not scared.  
We're going on a bear hunt.  
We're go to catch a big one.  
What a beautiful day!  
We're not scared.

Uh-uh!  
A cave!  
A narrow gloomy cave.  
We can't go over it.  
We can't go under it.  
We've got to go through it!  
Tiptoe! Tiptoe! Tiptoe!  
WHAT'S THAT!  
One shiny wet nose!  
Two big furry ears!  
Two big goggly eyes!  
IT'S A BEAR!  
Quick!  
Baaack ...

## Karta pracy 1

**Zadanie 1. Do każdej ilustracji (1.1.–1.5.) dopasuj właściwą nazwę (A–E).**


1.1. \_\_\_\_\_ 1.2. \_\_\_\_\_ 1.3. \_\_\_\_\_ 1.4. \_\_\_\_\_ 1.5. \_\_\_\_\_




- A. river
- B. forest
- C. cave
- D. grass
- E. mud

Źródło ilustracji: <https://www.tes.com/teaching-resource/bear-hunt-6384014>

**Zadanie 2. Przepisz zdania (2.1.–2.3.). W miejsce ilustracji wstaw brakujące wyrazy.**

2.1.  is long and wavy. ....

2.2. A  is deep and cold. ....

2.3. A  is big and dark. ....

**Zadanie 3. Posłuchaj opowiadania. Na mapie poniżej narysuj w okienkach kolejne przeszkody, które trzeba było przejść, aby znaleźć niedźwiedzia. Jest jedna nieznaną Ci przeszkoda.**

**A Bear Hunt Map**

